




Kentucky High School Athletic Association

2280 Executive Drive ° Lexington, KY 40505 ° www.khsaa.org ° (859)299-5472 (859)293-5999 (fax)

To: Superintendent, Principal, and Athletic Director

From: Brigid L. DeVries, Commissioner
Larry Boucher, Assistant Commissioner 


Date: August 25, 2003

Subject: 2002-2003 Annual Report Forms Submission

School: Franklin County High School

Enclosed please find a copy of Form T-65, The 2002-2003 Annual Report Forms Checklist. In addition, you may find an attachment with corrected copies of the forms submitted by your school personnel. Please review this information so the forms can be completed accurately in the future. Also, KHSAA Audit Staff may have requested a re-submission of some of the 2002-2003 Annual Report Forms or need additional information on your athletic programs. Please submit this information by the date requested if this is applicable. Copies and all KHSAA Title IX documents must be kept current and included in your permanent Title IX File at the school. All documents are subject to Open Records Requests.

Should you need any further information, please do not hesitate to call anytime.



MEMORANDUM

TO: KHSAA Member School Superintendents, Principals, and Athletic Directors

FROM: Brigid L. DeVries, Commissioner
Larry Boucher, Executive Assistant Commissioner *LB*

DATE: July 11, 2003

RE: 2003 Title IX Forms Submission

School	Franklin County High School	Reviewed by	Gary Lawson
--------	-----------------------------	-------------	-------------

The following is a status report regarding the required 2002 - 2003 Title IX submission of forms due in to the KHSAA office by April 15, 2003. Appropriate audit personnel have reviewed these forms and the following is a summary of this review.

I. Checklist of Forms properly submitted in a satisfactory manner:

✓	GE 19 (Annual Verification)	✓	T-35 (Budget Expenses)
✓	T-1 (Summary Program Chart 1)	✓	T-36 (Budget Expenses)
✓	T-2 (Summary Program Chart 2)	✓	T-41 (Checklist - Overall Interscholastic Program)
✓	T-3 (Summary Program Chart 3)	✓	T-60 (Corrective Action Plan)
✓	T-4 (Summary Program Chart 4)	✓	T-63 (Interscholastic Survey Results)

II. Status

A.	✓	2002 - 2003 Forms are satisfactory and no further information or action is necessary at this time.
B.		Errors have been noted with respect to the following forms and corrected copies are being returned to you for placement in your Title IX file to ensure proper submission in the future.
C.		The following forms were omitted and must be submitted by school representatives.
D.	✓	<p>Other Recommendation and Comments:</p> <ul style="list-style-type: none"> • All calculations are correct and report data appears satisfactory at this time. • It is recommended that school have one Gender Equity Review Committee meeting during the fall sports season, one during the winter sports season, and one during the spring sports season. • It is also recommended that you have student representation on the Gender Equity Review Committee, and that they be active members of the Committee.



MEMORANDUM

To: KHSAA Member School Superintendents, Principals, and Athletic Directors
 From: Brigid L. DeVries, Commissioner
 Larry Boucher, Assistant Commissioner

Date: July 11, 2003

Re: 2003 Title IX Forms Submission

School	Franklin County	Reviewed by	GARY W. LAWSON
--------	-----------------	-------------	----------------


The following is a status report regarding the required 2002-2003 Title IX submission of forms which were due in to the KHSAA office by April 15, 2003. Appropriate audit personnel have reviewed these forms and the following is a summary of this review.

I. Checklist of Forms properly submitted in a satisfactory manner:

<input checked="" type="checkbox"/>	GE 19 (Annual Verification)	<input checked="" type="checkbox"/>	T-35 (Budget Expenses)
<input checked="" type="checkbox"/>	T-1 (Summary Program Chart 1)	<input checked="" type="checkbox"/>	T-36 (Budget Expenses)
<input checked="" type="checkbox"/>	T-2 (Summary Program Chart 2)	<input checked="" type="checkbox"/>	T-41 (Checklist - Overall Interscholastic Program)
<input checked="" type="checkbox"/>	T-3 (Summary Program Chart 3)	<input checked="" type="checkbox"/>	T-60 (Corrective Action Plan)
<input checked="" type="checkbox"/>	T-4 (Summary Program Chart 4)	<input checked="" type="checkbox"/>	T-53 (Interscholastic Survey Results)

II. Status

A.	<input checked="" type="checkbox"/>	2002-2003 Forms are satisfactory and no further information or action is necessary at this time.
B.		Errors have been noted with respect to the following forms and corrected copies are being returned to you for placement in your Title IX file to ensure proper submission in the future.
C.		The following forms were omitted and must be submitted by school representatives.
D.		Other Recommendation and Comments: <i>All calculations are correct and report data appears satisfactory at this time. It is suggested that each school have one Gender Equity Committee Meeting during the fall sports season, one during the winter sports season, and one during the spring sports season. It is also requested by the KHSAA that you have student representation on the Gender Equity Committee.</i>



MEMORANDUM

To: KHSAA Member School Superintendents, Principals, and Athletic Directors

From: Brigid L. DeVries, Commissioner
Larry Boucher, Assistant Commissioner

Date: July 11, 2003

Re: 2003 Title IX Forms Submission

School	<u>Franklin County</u>	Reviewed by	<u>GARY W. LAWSON</u>
--------	------------------------	-------------	-----------------------

The following is a status report regarding the required 2002-2003 Title IX submission of forms which were due in to the KHSAA office by April 15, 2003. Appropriate audit personnel have reviewed these forms and the following is a summary of this review.

I. Checklist of Forms properly submitted in a satisfactory manner:

<input checked="" type="checkbox"/>	GE 19 (Annual Verification)	<input checked="" type="checkbox"/>	T-35 (Budget Expenses)
<input checked="" type="checkbox"/>	T-1 (Summary Program Chart 1)	<input checked="" type="checkbox"/>	T-36 (Budget Expenses)
<input checked="" type="checkbox"/>	T-2 (Summary Program Chart 2)	<input checked="" type="checkbox"/>	T-41 (Checklist - Overall Interscholastic Program)
<input checked="" type="checkbox"/>	T-3 (Summary Program Chart 3)	<input checked="" type="checkbox"/>	T-60 (Corrective Action Plan)
<input checked="" type="checkbox"/>	T-4 (Summary Program Chart 4)	<input checked="" type="checkbox"/>	T-53 (Interscholastic Survey Results)

II. Status

A.	<input checked="" type="checkbox"/>	2002-2003 Forms are satisfactory and no further information or action is necessary at this time.
B.		Errors have been noted with respect to the following forms and corrected copies are being returned to you for placement in your Title IX file to ensure proper submission in the future.
C.		The following forms were omitted and must be submitted by school representatives.
D.		Other Recommendation and Comments: <i>All calculations are correct and report data appears satisfactory at this time. It is suggested that each school have one Gender Equity Committee Meeting during the fall sports season, one during the winter sports season, and one during the spring sports season. It is also requested by the KHSAA that you have student representation on the Gender Equity Committee.</i>



**2002-2003 KENTUCKY HIGH SCHOOL ATHLETIC ASSOCIATION
ANNUAL VERIFICATION OF TITLE IX PROCEDURES**
(To be submitted by April 15, 2003 along with other required forms)

The Franklin County High School, Frankfort, Kentucky
(Name of High School) (City)

certifies to the Kentucky High School Athletic Association that the following is an accurate and true representation of the facts surrounding compliance with 20 U.S.C. Sections 1681-1688, et. Seq. (also known as Title IX)

I certify the following provisions in accordance with records at the school contained in the permanent Title IX file, and to the best of my knowledge have completed the following tasks. (All boxes must be checked)

- Established a gender equity committee at the high school. (list committee personnel and provide attachment if necessary)

Name	Address	Phone	Title
<i>(See typed Attachment)</i>			

- Scheduled a minimum of three meetings during the 2002-2003 school year on the following dates:

9-25-02
8-3-03
3-12-03

- Designated the following person(s) as the Title IX coordinator for the school/district:

Deborah Wigginton Director of Student Services 916 E. Main St 695-6700
Name Title Address Phone

- School personnel are continuing to make periodic reviews of the boys and girls athletics program reflected in the Corrective Action Plan.

- In addition to the above information, the above referenced school maintains a complete permanent file relative to Title IX records including copies of the self-assessment audit, all corrective action plans, and other related materials.

Sharon C. Cellitt
Principal's Signature

March 19 2003
Date

[Signature]
Superintendent Signature

[Signature]
School Board Chairpersons' Signature

(Send original copy to KHSAA - Maintain duplicate in Title IX school folder)

Franklin County High School
Gender Equity Committee

<u>NAME</u>	<u>ADDRESS</u>	<u>PHONE</u>	<u>TITLE</u>
Billiter, Kathy	1100 East Main Street, Frankfort, Ky 40601	(502)695-6750	Asst. Soccer Coach
Buzard, Karen	1100 East Main Street, Frankfort, Ky 40601	(502)695-6750	Asst. Principal Discipline/Athletics
Gardner, Mark	2602 Switzer Road, Frankfort, Ky 40601	(502)695-0535	Parent-Baseball
Johnson, Terry	1100 East Main Street, Frankfort, Ky 40601	(502)695-6750	Tennis (Boys)
McDonald, Deron	1100 East Main Street, Frankfort, Ky 40601	(502)695-6750	Athletics Director/ Baseball Coach
Meyer, Brad	950 Hanley Lane, Frankfort, Ky 40601	(502)695-7381	Parent-Golf & Boys Basketball
Moore, Ann	125 Jeannette Avenue, Frankfort, Ky 40601	(502)695-4049	Parent-Basketball girls
Morgan, Anne	1100 East Main Street, Frankfort, Ky 40601	(502)695-6750	Teacher- Ex-Cheer Sponsor
Morris, Lewis	1100 East Main Street, Frankfort, Ky 40601	(502)695-6750	Basketball Coach (Boys)
Myers, James	1100 East Main Street, Frankfort, Ky 40601	(502)695-6750	Golf Coach/Asst. Boys Basketball
Roberts, Tom	1100 East Main Street, Frankfort, Ky 40601	(502)695-6750	Football Coach
Sparks, Lenora	1100 East Main Street, Frankfort, Ky 40601	(502)695-6750	Basketball Coach (Girls)
Spickard, Tracy	1100 East Main Street, Frankfort, Ky 40601	(502)695-6750	Softball Coach
Williams, Tommy	104 Schenkelwood Drive, Frankfort, Ky 40601	(502)875-3725	Parent-Softball
Collett, Sharon	105 Deer Run, Frankfort, KY 40601	(502)695-6719	Principal

2002-2003
ACCOMMODATION OF INTERESTS AND ABILITIES
SUMMARY PROGRAM CHART 1

KHSAA
 Form T1
 Rev. 9/02

Participation Opportunities Test One

		(Column 1)	(Column 2)	(Column 3)	(Column 4)
	Program	Enrollment	Percentage of Total Enrollment	Number of Interscholastic Participants (double and triple count)	Percentage of Total Participation
Row 1	GIRLS	444	49.3	174	45.2%
Row 2	BOYS	456	50.7	211	54.8%
Row 3	Totals	900	100%	385	100%

Instructions:

*Number of 8th grade students & below used in Column 4 calculations if applicable: N/A

- 1) Determine the total number of girls enrolled, (place in Row 1, Column 1). Determine the total number of boys enrolled, (place in Row 2, Column 1).
- 2) Add the total number of girls and boys enrolled to determine total enrollment, (place in Row 3, Column 1).
- 3) Calculate the percentage of total enrollment that is female. (Divide Row 1, Column 1 by row 3, Column 1 and place in Row 1, Column 2.) Calculate the percentage of total enrollment that is male. (Divide Row 2, Column 1 by Row 3, Column 1 and place in Row 2, Column 2.) Note: Row 1, Column 2 plus Row 2, Column 2 should total 100%.
- 4) Ask the head coaches to review the most updated eligibility or squad lists for their teams. Ask coaches to confirm the names of those individuals who are on the team as of the first **date of competition**, and cross out the names of those who were cut from the team or quit the team prior to the first competitive event. Determine the total number of interscholastic athletics participants that are girls, (and place in Row 1, Column 3). In order to determine the total number of athletics participants, an individual should be counted each time he or she participates on a team. For example, if Jane Doe competes on the varsity volleyball team, the junior varsity volleyball team, the junior varsity basketball team, and the varsity softball team, she should be counted as four participants (**do not include club or intramural sports participants, cheerleaders, dance teams, or pom squads**). Calculate the same way for boys and girls. * In addition, should 8th grade students and below play on a Freshman, Junior Varsity, or Varsity team, they should also be counted for each team and sport on which they participate. If applicable, please asterisk the above notation as to how many 8th grade students & below are included in the totals. Using the same procedure, determine the total number of interscholastic athletic participants that are boys, (and place in Row 2, Column 3). Add Row 1, Column 3 plus Row 2, Column 3 to get total participants and place in Row 3, Column 3.
- 5) Calculate the percentage of female participation. (Row 1, Column 3 divided by Row 3, Column 3 and place in Row 1, Column 4.) Calculate the percentage of male participation. (Row 2, Column 3 divided by Row 3, Column 3 and place in Row 2, Column 4.) Note: Row 1, Column 4 plus Row 2, Column 4 should total 100%.

Note: While being within three percent is not a formal compliance standard; if the percent listed in Row 1, Column 4 is within 3% of Row 1, Column 2, then it provides a good target within which compliance is likely.

Principal's Signature: Shawn C. Cellitt Date: Mar. 19, 2003

2002-2003
ACCOMMODATION OF INTERESTS AND ABILITIES
SUMMARY PROGRAM CHART 2

KHSAA
 Form T2
 Rev. 9/02

Participation Opportunities Test Two

		Column 1	Column 2	Column 3	Column 4	Column 5	
Program		Number of Teams Currently Offered	Number of Participants	Number of Teams Added in Last Five Years	Number of Participants Added in Last Five Years	Percent of Total Participation By Sex Added in Last 5 Years	
GIRLS	Row 1	varsity:	9	125	1	17	9.8%
	Row 2	j.v.:	5	29	1	20	11.4%
	Row 3	frosh:	2	20	1	10	5.7%
	Row 4	total:	16	174	3	47	27%
BOYS	Row 5	varsity:	10	130	0	0	0
	Row 6	j.v.:	6	48	0	0	0
	Row 7	frosh:	2	33	0	0	0
	Row 8	total:	18	211	0	0	0

- 1) For Column 1, list the number of interscholastic teams offered for girls and boys at each competitive level (varsity, junior varsity, and freshman). For girls, total each of the entries in Rows 1, 2, and 3 into Row 4. For boys, total Rows 5, 6, and 7 into Row 8.
- 2) For Column 2, list the number of participants at each level. For girls, total each of the entries in Rows 1, 2, and 3 into Row 4. For boys, total Rows 5, 6, and 7 into Row 8. **Note:** The totals in Row 4 for girls and in Row 8 for boys must be the same as the totals in Form T-1, Column 3, Rows 1 and 2 respectively.
- 3) For Column 3, list the number of interscholastic teams that have been added in the last five years at each competitive level. Count each team added during the 5 year period only one time. e.g. Girl's junior varsity soccer was added 3 years ago, count the team only once, not 3 times. For girls, total the entries in Rows 1, 2, and 3 into Row 4. For boys, total Rows 5, 6, and 7 into Row 8.
- 4) For Column 4, list the number of participants that are currently on each level of the teams that were added in the last five years. If a team was added previously but no longer exists, there are no current participants to be added for that team. For girls, total the entries in Rows 1, 2, and 3 into Row 4. For boys, total Rows 5, 6, and 7 into Row 8.
- 5) For Column 5, calculate the percentage of participants that have been added in the last five years. For girls, take the number in Column 4, Row 4 and divide by the number in Column 2, Row 4. For boys, take the number in Column 4, Row 8 and divide it by the number in Column 2, Row 8.

Note: If the percentage of current participants added in the last five years is 25% or greater, compliance with test two may be possible. If less than 25%, then compliance with test three should be analyzed. **CAUTION:** 25% is not a formal compliance standard.

Principal's Signature: Sharon C. Cellitt Date: Mar. 19, 2003

2002-2003
ACCOMMODATION OF INTERESTS AND ABILITIES
SUMMARY PROGRAM CHART 3

KHSAA
 Form T3
 Rev. 9/02

Participation Opportunities Test Three

For any question answered "YES" identify the respective sport(s).

	GIRLS (Yes / No)		BOYS (Yes / No)
1. For a sport not currently played at the interscholastic level (varsity, junior varsity, or freshman) in your school, is there an intramural team offered for that sport?	NO		NO
2. For a sport <u>not</u> currently offered in your interscholastic athletics program, is there sufficient interest to form a viable interscholastic team based on participation on an intramural team or community recreation teams?	NO		NO
3. For a sport <u>not</u> currently offered, is there sufficient interest to form a viable interscholastic team based on student responses from the interscholastic survey?	NO		NO
4. For a sport currently offered at the varsity level only, is there sufficient interest to form a viable team for a junior varsity, or freshman team that is not currently offered?	NO		NO
5. For a sport currently offered at the junior varsity or freshman level is there sufficient interest to form a varsity team not currently offered?	NO		NO
6. If you answered YES to question (1), (2), (3), (4), or (5), are there enough high schools in your geographic area offering the sport (at the appropriate level) to allow for the development of a reasonable schedule of competition?	NO		NO

Principal's Signature: Sharon C. Callitt Date: Mar. 19, 2003

2002-2003
ACCOMODATION OF INTERESTS AND ABILITIES+
SUMMARY PROGRAM CHART 4

Levels of Competition Test One

		Column 1	Column 2	Column 3
Girls	Team Levels	Number of Teams Currently Offered	Number of Participants	Percentage of Participants at Each Level
Row 1	varsity:	9	125	72%
Row 2	j.v.:	5	29	17%
Row 3	frosh:	2	20	11%
Row 4	total:		174	100%
Boys				
Row 5	varsity:	10	130	61%
Row 6	j.v.:	6	48	23%
Row 7	frosh:	2	33	16%
Row 8	total:		211	100%

- 1) Column 1, list the number of interscholastic teams offered for girls and boys at each competitive level; varsity, junior varsity, and freshman. (Refer to Form T-2, Accommodation of Interests and Abilities, Summary Program Chart 2, Column 1.)
- 2) For Column 2, list the number of participants at each level. For girls, total the entries in Rows 1, 2, and 3 into Row 4. For boys, total the entries in Rows 5, 6, and 7 into Row 8. (Refer to Form T-2, Accommodation of Interests and Abilities, Summary Program Chart 2, Column 2.)
- 3) For Column 3, calculate the percentage of female and male participants at each level.
 - For girls' varsity, junior varsity, and frosh, respectively:
 - Divide Column 2, Row 1 by Column 2, Row 4, and place the percentage in Column 3, Row 1.
 - Divide Column 2, Row 2 by Column 2, Row 4, and place the percentage in Column 3, Row 2.
 - Divide Column 2, Row 3 by Column 2, Row 4, and place the percentage in Column 3, Row 3.
 -
 - For boys' varsity, junior varsity, and frosh, respectively:
 - Divide Column 2, Row 5 by Column 2, Row 8, and place the percentage in Column 3, Row 5.
 - Divide Column 2, Row 6 by Column 2, Row 8, and place the percentage in Column 3, Row 6.
 - Divide Column 2, Row 7 by Column 2, Row 8, and place the percentage in Column 3, Row 7.

Principal's Signature: Sharon L. Collett Date: Mar. 19, 2003

2002-2003
BUDGETED AND ACTUAL EXPENDITURES - PROGRAM COMPARISON CHART
TO INCLUDE BOOSTER CLUB FUNDING

	equipment and supplies		travel		awards		coaches' salaries (to include supplemental and extended employment)		facilities improvements		publications (if sport-specific)	
	B	E	B	E	B	E	B	E	B	E	B	E
G basketball	6,123	7,094.59			750	750	14,000	14,000				
B basketball	9,880	12,450			500	500	14,500	14,500				
G softball	3,998	17,491.76			750	750	6,000	6,000	5,000	5,000		
B baseball	4,417	13,672			700	700	6,000	6,000	5,000	5,000		
G cross country	1,400	5,821.09			500	500	1,500	1,500				
B cross country	—	—			—	—	0	0				
G golf	1,390	3,681			300	300	2,000	2,000				
B golf	1,567	19,090.56			300	300	2,000	2,000				
G soccer	4,563	14,390.56			1,000	1,000	6,000	6,000				
B soccer	4,261	—			—	—	6,000	6,000				
G swimming	1,646	1,646			250	250	2,200	2,200				
B swimming	—	—			—	—	0	0				

Paid by
BOE

1. Budget and expenditures on this 2002-2003 year report due by April 15, 2003, should reflect the total monies budgeted and spent for the entire year of 2001-2002 ending June 30, 2002.

2. "B" is for budgeted dollar amounts and "E" is for actual dollar expenditures.

3. Booster Club Funding/Contributions must be included in the expenditures total.

Principal's Signature: Sharon C. Callahan

Date: 3/28/03

2002-2003
BUDGETED AND ACTUAL EXPENDITURES - PROGRAM COMPARISON CHART 2
TO INCLUDE BOOSTER CLUB FUNDING

Teams	equipment and supplies		travel		awards		coaches' salaries (to include supplemental and extended employment)		facilities improvements		publications (if sport-specific)	
	B	E	B	E	B	E	B	E	B	E	B	E
G track	1455	1,455			250	250	6,200	6,200				
B track	—	—			—	—	—	—				
G tennis	625	1,625			250	250	1,900	1,900				
B tennis	750	1,750			250	250	1,900	1,900				
G volleyball	2289	4,273.51			500	500	3,100	3,100	4,000	4,000		
B wrestling	1,179	9875			500	500	3,100	3,100				
G (list sport)	420								2000	2000		
B (football)	12,455	14,055			2500	2500	15,000	15,000	2000	2000		
G (list sport)	3760											
B (list sport)												

1. Budget and expenditures on this 2002-2003 year report due by April 15, 2003, should reflect the total monies budgeted and spent for the entire year of 2001-2002 ending June 30, 2002.
2. "B" is for budgeted dollar amounts and "E" is for actual dollar expenditures.
3. Booster Club Funding/Contributions must be included in the expenditures total.

Principal's Signature: Sharon C. Collett Date: 3/28/03

2002-2003 KHSAA TITLE IX ATHLETICS AUDIT

KHSAA
Form T41
Rev. 9/02

Checklist - Overall Interscholastic Athletics Program

Areas of Compliance	ADVANTAGE TO		
	(Respond based on Internal Evaluation by checking the appropriate column.)		
OPPORTUNITIES	GIRLS' PROGRAM	BOYS' PROGRAM	NEITHER PROGRAM
Accommodation of Interest and Abilities			✓
BENEFITS	GIRLS' PROGRAM	BOYS' PROGRAM	NEITHER PROGRAM
Equipment and Supplies			✓
Scheduling of Games and Practice Time			✓
Travel and Per Diem Allowances			✓
Coaching			✓
Locker Rooms, Practice and Competitive Facilities			✓
Medical and Training Facilities and Services			✓
Publicity			✓
Support Services			✓
Athletic Scholarships			N/A
Tutoring			N/A
Housing and Dining Facilities and Services			N/A
Recruitment of Student Athletes			N/A

Principal's Signature: Sharon C. Collett Date: Mar. 19, 2003

2002-2003 INTERSCHOLASTIC ATHLETICS SURVEY

Summary of Student Responses

School Name: Franklin County H.S.
 School Enrollment: 900
 Date: February 2003
 Completed By: DERON McDONALD

Instructions:

1. Summarize the Student Athletics Interest Surveys Form T-61 by listing the total number of responses on the line next to each sport.
2. Under the Other Category please provide a listing of the sports as well as the number of students who are interested in participating.
3. Please sign and date the Summary Form (T-63) and mail the Summary Form only to the KHSAA by April 15, 2003. Do not mail the student surveys (Form T-61). However, these Forms should be maintained in your files in the event they are requested subsequently.

900 Number of Surveys
758 Total Returned
8-11 Grades Surveyed

How Was The Survey Administered? All Home Rooms
 (e.g. was it given in all English classes, or all home rooms, or advisee/advisor?)

Fall Sports (List Total Number of Participation Responses)

24 Cross Country (Girls)
18 Cross Country (Boys)
8 Field Hockey (Girls)
174 Football (Boys)
14 Golf (Girls)
38 Golf (Boys)
22 Soccer (Girls)
42 Soccer (Boys)
62 Volleyball (Girls)
20 Volleyball (Boys)

Winter Sport (List Total Number of Participation Responses)

50 Basketball (Girls)
138 Basketball (Boys)
36 Gymnastics (Girls)
46 Indoor Track (Girls)
46 Indoor Track (Boys)
30 Swimming & Diving (Girls)
10 Swimming & Diving (Boys)
28 Wrestling (Boys)

Spring Sport (List Total Number of Participation Responses)

<u>100</u>	Baseball (Boys)
<u>40</u>	Fast Pitch Softball (Girls)
<u>34</u>	Slow Pitch Softball (Girls)
<u>54</u>	Tennis (Girls)
<u>34</u>	Tennis (Boys)
<u>34</u>	Track (Girls)
<u>52</u>	Track (Boys)

Other Sports (From Student Survey T-61 Question 10)

Name of Sport	Number of Students Interested In Participating
_____	_____
_____	_____
_____	_____
_____	_____
_____	_____
_____	_____
_____	_____
_____	_____

Number of Students who participate in Intramural Sports.
(From Student Survey T-61 Question 5)

<u>Sport</u>	<u>Number</u>
<u>Basketball</u>	<u>84</u>
<u>Softball</u>	<u>65</u>
<u>Baseball</u>	<u>70</u>
_____	_____
_____	_____
_____	_____

List Intramural Sports students are interested in adding:
(From Student Survey T-61 Question 6)

<u>Sport</u>	<u>Number</u>
<u>Basketball</u>	_____
<u>Softball</u>	_____
<u>Baseball</u>	_____
<u>Skateboarding</u>	_____
<u>Ping-Pong</u>	_____
_____	_____

Participation in Non-School Sports Activities
 (From Student Survey T-61 Question 7)

Sport	Number
Softball	272
Soccer	
Baseball	
Swimming	
Tennis	
Basketball	

Reasons for not participating in interscholastic athletics.
 (From Survey Question 8)

Response	Number
60 I prefer other activities such as band, chorus, etc.	
95 I don't have time	
20 The practice schedules and game times are inconvenient	
10 The sport I like isn't offered	
15 It's too expensive	
20 I prefer to participate in club or intramural sports	
35 Working	
50 Other	

Student Suggestions to encourage participation

Rugby	Shorter school Day
Lacrosse	Lower grade Requirements

Sharon C. Cellitt
 Principal's Signature

Mar. 19, 2003
 Date

FRANKLIN COUNTY HIGH SCHOOL
1100 East Main Street
Frankfort, Kentucky 40601
502-695-6750

March 14, 2003

Needed Facilities Improvements at FCHS:

Tennis Courts

The tennis courts at FCHS are supposed to be used by the girls and boys tennis teams. However, they are in needed repair or replacement. There are approximately 45 students on both tennis teams and they have approximately 40 matches during the season. Both tennis teams play their matches at Kentucky State University.

There are 4 tennis courts. To adequately compete, we need 6 courts. The tennis courts are cracked. The lines are not striped. The net poles are leaning.

The tennis teams attempt to practice on these cracked courts. We are concerned that someone will be injured if not replaced.

Football Field

The football field needs to be replaced. This past season, we had a player injured with a torn ACL due to him stepping in a hole on the field. The sprinkler for the field has a broken pipe, which creates wet conditions even in the driest season.

The away bleachers need replaced. They are wooden and are warped and cracked. This past football season, we had an adult spectator fall on the bleachers.

The home side bleachers are metal. They are dislodged and the seats wobble back and forth. The footing is narrow and has passages where someone could fall through.

The press box has no heat and no air-conditioning. It is very difficult to see through the windows.

Track

The track around the football field needs to be refurbished and restructured. It is too long for competition. The surface has cracks and divots and there are patches missing.

The lanes are not marked. The track team has approximately 25 members. The track is used by all of the physical education classes and other athletic teams for conditioning. The poor condition of the track and its incorrect length make it impossible for the track team to use for home meets. Therefore, all track meets are away.

Basketball

The floor of the gym needs to be replaced. It is 50 years old. The floor has pieces of wood missing and has "dead" spots which hinder the basketball from bouncing. The scoreboard and lights also need replaced. Bubs must constantly be replaced as elderly receptacles blow them.

Volleyball

The stands for the official in volleyball needs repaired. It wobbles back and forth.

Baseball

The lights on the baseball field are too dark. Two baseball players were going after the ball; they lost it in the dark area of the field and were hit in the head.

The bleachers for the baseball field are wooden and are sagging.

Concession workers cannot see the games from current location.

Press box is ancient and dangerous; sits at bad angle and you can only see two thirds of the field.

Softball

Only current access to 2nd floor is by a ladder inside the press box. This is not safe.

The bleachers are not secured and they reside on very unlevelled ground.

Wires from the lights need to be buried. They presently hang very low which isn't safe and allows opportunity for vandalism.

There are no restroom facilities at the softball field.

Athletic Complex

There is no hot water in the field house. Locks on doors are broken. Lockers are broken in boys' locker room. There is water damage in the closet of the girls' locker room.

School Name: Franklin County High School
 School Year: 2002 - 2003
 Principal's Signature: J. Collett
 Date: 6-23-03

**2002-2003
 TITLE IX
 CORRECTIVE ACTION PLAN**

To complete this form, indicate the intended area which needs corrective action, the suggested change and time table for implementation. You may copy this form as needed. Please attach corrective action plans along with audit forms and submit by April 15, 2003.

ITEM FOR CORRECTION	SUGGESTED CHANGE	TIME TABLE FOR CORRECTIVE ACTION
Lights on Girls' Softball field	Lights added to the field	Lights HAVE BEEN ADDED to the field
Equitable scheduling of girls and boys basketball games	Schedule girls games during prime time. This is currently being done within the 1st district	Currently being done
ADDED ITEM FOR CORRECTION: Structure for Volleyball official	needs replaced;	Purchased by the beginning of competitive volleyball season.

* An explanation (status report) is needed for all areas identified previously as items for correction as well as all areas currently identified as items for correction. This form shall be typed.

Principal's Signature: Shawn L. Collett Date: 6/26/03